

Manufacturing in Louisiana Central Region



Contents

What is Lightcast Data?

Report Parameters

Workforce Map

Executive Summary

Supply (Jobs)

Demographic Details

Demand

What skills are they posting for?

1

2

3

4

5

7

9

20



What is Lightcast Data?

Lightcast data is a hybrid dataset derived from official government sources such as the US Census Bureau, Bureau of Economic Analysis, and Bureau of Labor Statistics. Leveraging the unique strengths of each source, our data modeling team creates an authoritative dataset that captures more than 99% of all workers in the United States. This core offering is then enriched with data from online social profiles, resumés, and job postings to give you a complete view of the workforce.

Lightcast data is frequently cited in major publications such as *The Atlantic*, *Forbes*, *Harvard Business Review*, *The New York Times*, *The Wall Street Journal*, and *USA Today*.



Report Parameters

1 Industry

31 Manufacturing

10 Counties

22003 Allen Parish, LA

22009 Avoyelles Parish, LA

22025 Catahoula Parish, LA

22029 Concordia Parish, LA

22043 Grant Parish, LA

22059 La Salle Parish, LA

22069 Natchitoches Parish, LA

22079 Rapides Parish, LA

22115 Vernon Parish, LA

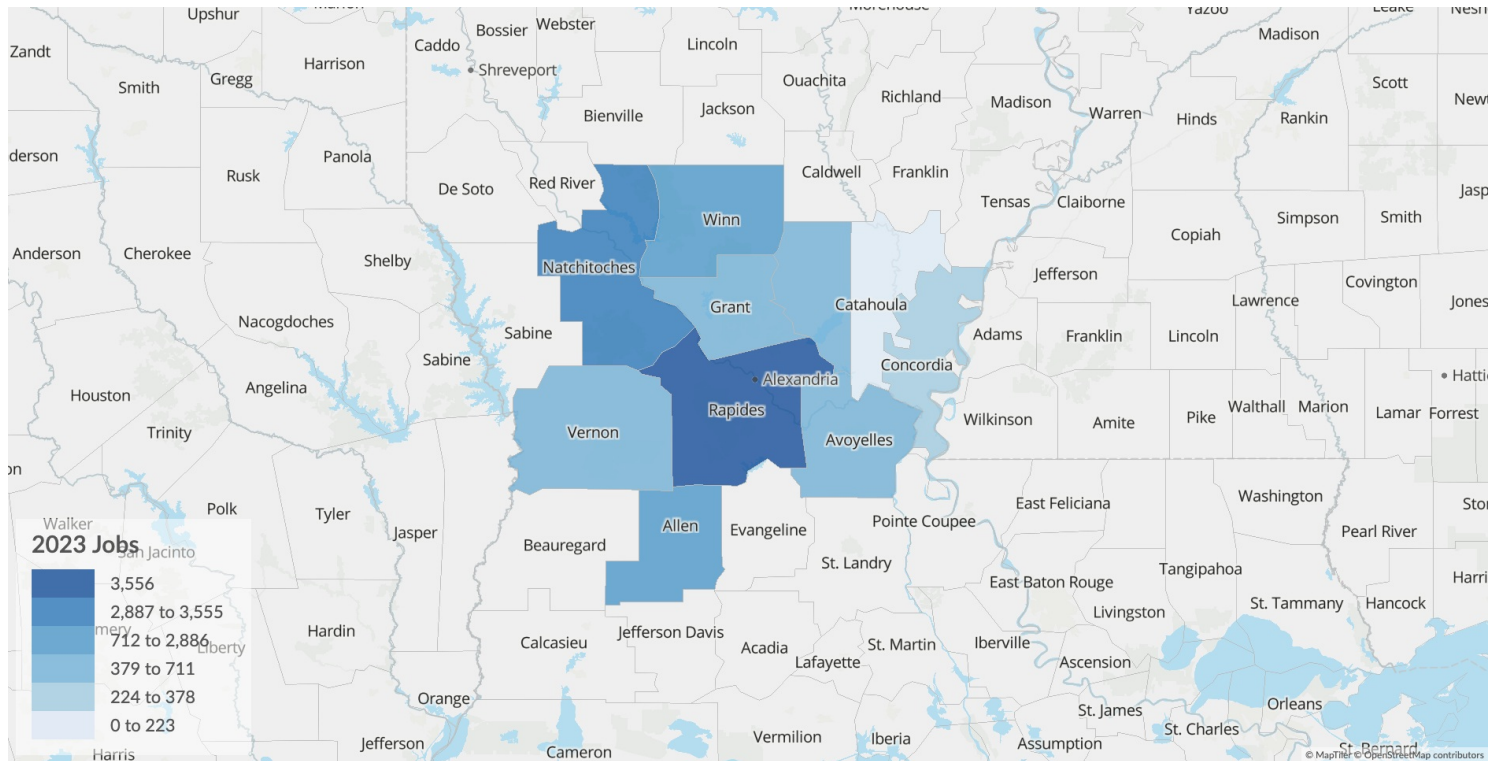
22127 Winn Parish, LA

Class of Worker

QCEW Employees, Non-QCEW Employees, and Self-Employed

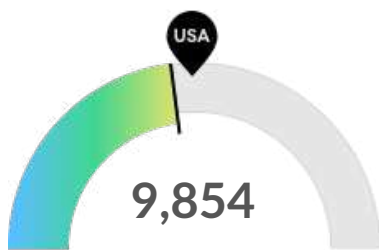
The information in this report pertains to the chosen industry and geographical areas.

Workforce Map



Executive Summary

Light Hiring Competition Over a Thin Supply of Regional Talent



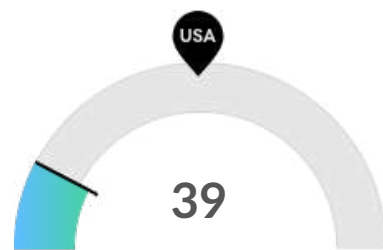
Supply (Jobs)

Your area is not a hotspot for this kind of talent. The national average for an area this size is 11,101* employees, while there are 9,854 here.



Earnings Per Job

Earnings per job are below the national average. The national average salary for Manufacturing in an area this size is \$100,024, while in your area it is \$77,739. Earnings per jobs is the total industry earnings divided by the number of jobs in the industry.



Demand (Job Postings)

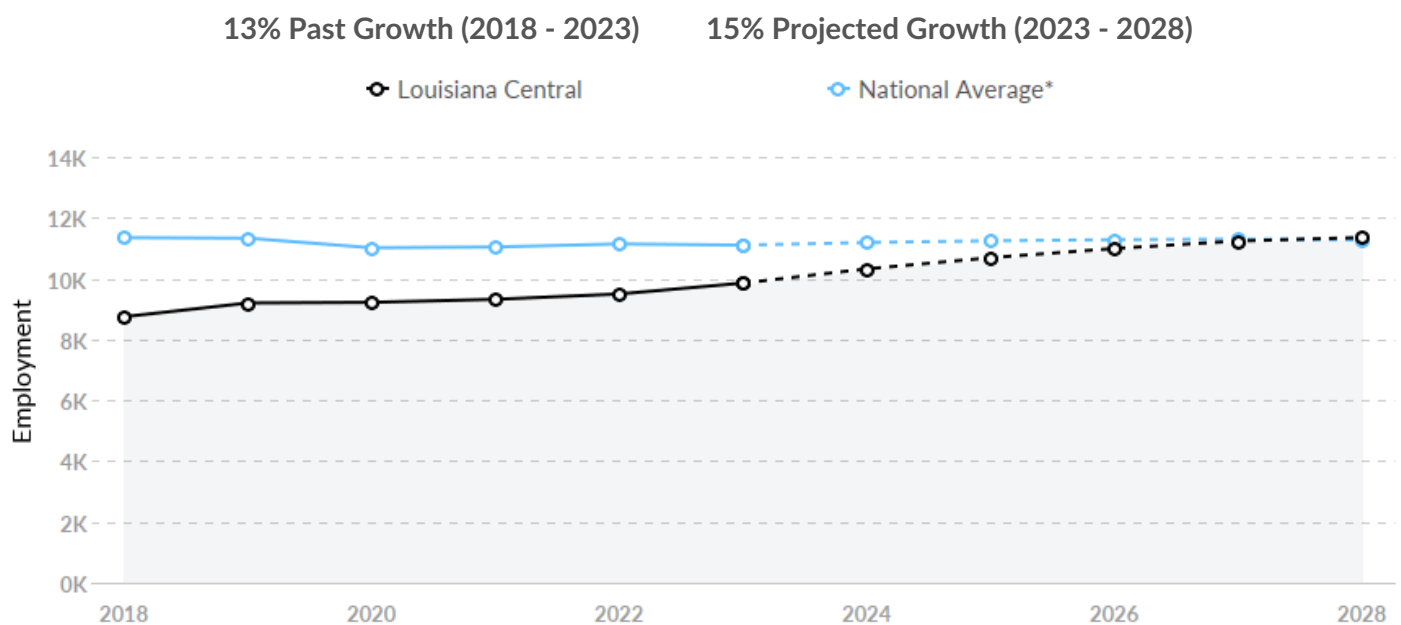
Competition from online job postings is low in your area. The national average for an area this size is 161* job postings/mo, while there are 39 here.

*National average values are derived by taking the national value for Manufacturing and scaling it down to account for the difference in overall workforce size between the nation and your area. In other words, the values represent the national average adjusted for region size.

Supply (Jobs)

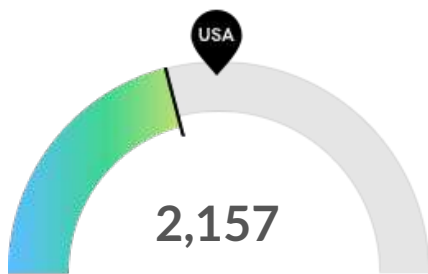
Supply Is Lower Than the National Average

The regional vs. national average employment helps you understand if the supply of Manufacturing is a strength or weakness for your area, and how it is changing relative to the nation. An average area of this size would have 11,101* employees, while there are 9,854 here. This lower than expected supply may make it more difficult to find candidates. The gap between expected and actual employment is projected to narrow over the next 5 years.



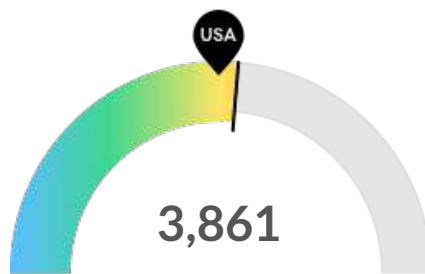
*National average values are derived by taking the national value for Manufacturing and scaling it down to account for the difference in overall workforce size between the nation and your area. In other words, the values represent the national average adjusted for region size.

Retirement Risk Is Low, While Overall Diversity Is Low



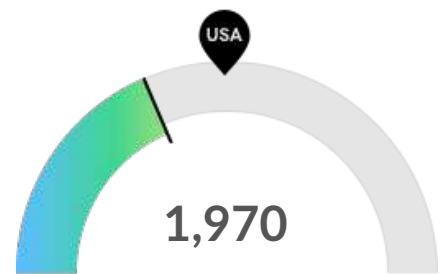
Retiring Soon

Retirement risk is low in your area. The national average for an area this size is 2,756* employees 55 or older, while there are 2,157 here.



Racial Diversity

Racial diversity is about average in your area. The national average for an area this size is 3,575* racially diverse employees, while there are 3,861 here.



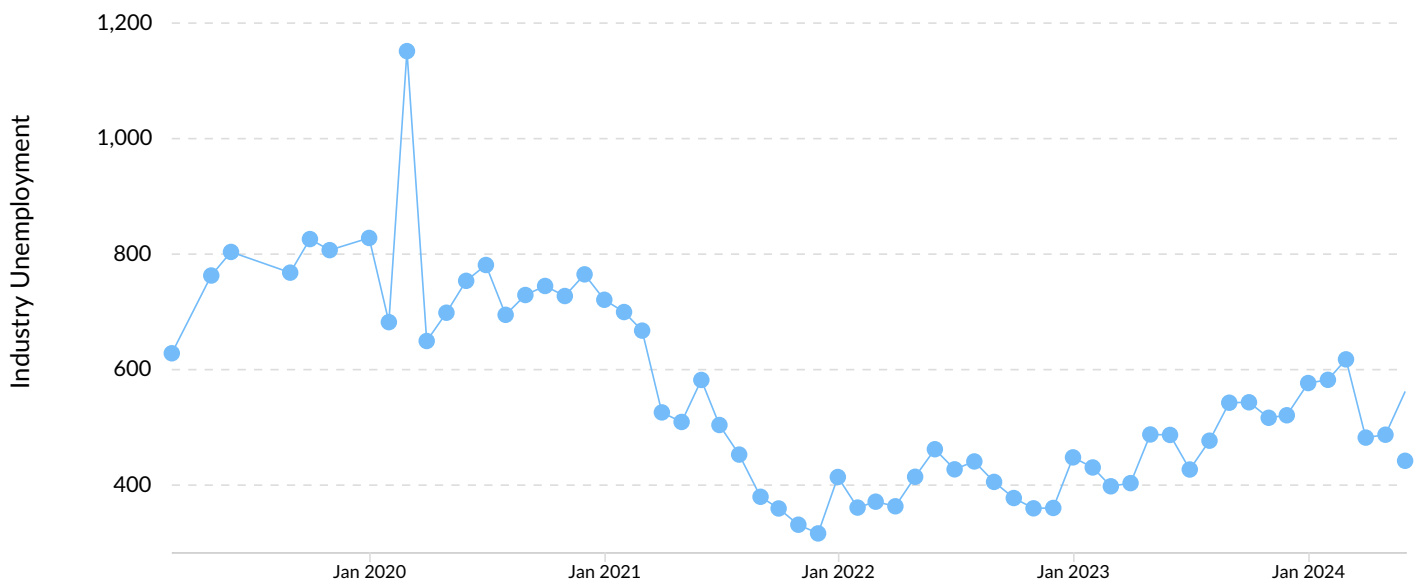
Gender Diversity

Gender diversity is low in your area. The national average for an area this size is 2,947* female employees, while there are 1,970 here.

*National average values are derived by taking the national value for Manufacturing and scaling it down to account for the difference in overall workforce size between the nation and your area. In other words, the values represent the national average adjusted for region size.

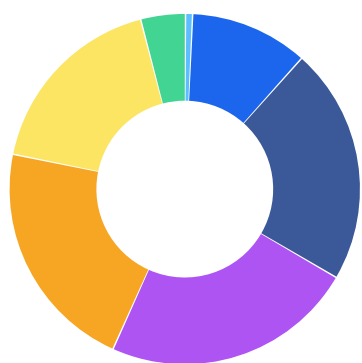
Unemployment Rate Trends

Unemployment shown at the 2-digit sector level.



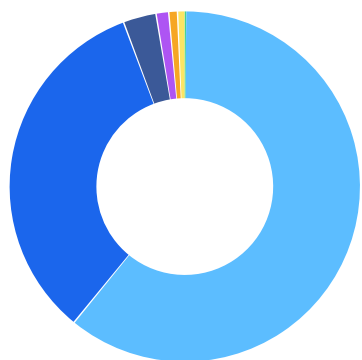
Demographic Details

Industry Age Breakdown



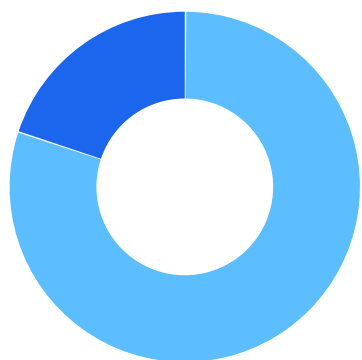
	% of Jobs	Jobs
14-18	0.6%	64
19-24	10.9%	1,073
25-34	21.8%	2,148
35-44	23.3%	2,297
45-54	21.5%	2,116
55-64	17.8%	1,750
65+	4.1%	406

Industry Race/Ethnicity Breakdown



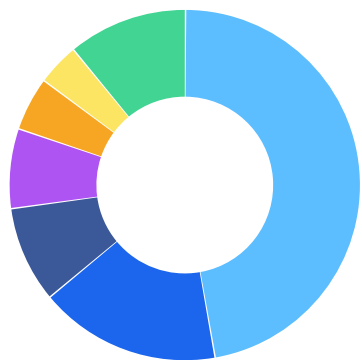
	% of Jobs	Jobs
White	60.8%	5,993
Black or African American	33.4%	3,295
Hispanic or Latino	3.0%	300
Two or More Races	1.2%	115
Asian	0.8%	79
American Indian or Alaska Native	0.7%	71
Native Hawaiian or Other Pacific Islander	0.0%	1

Industry Gender Breakdown



	% of Jobs	Jobs
Males	80.0%	7,884
Females	20.0%	1,970

Most Jobs are Found in the Production Occupations Industry Sector



Occupation	% of Industry in Occupation (2023)
Production Occupations	47.2%
Transportation and Material Moving Occupations	16.7%
Installation, Maintenance, and Repair Occupations	8.9%
Office and Administrative Support Occupations	7.4%
Management Occupations	5.0%
Construction and Extraction Occupations	3.9%
Other	11.0%

Demand



88 Employers Competing

All employers in the region who posted for this job over the last 12 months.



465 Unique Job Postings

The number of unique postings for this job over the last 12 months.



19 Day Median Duration

Posting duration is 3 days shorter than what's typical in the region.

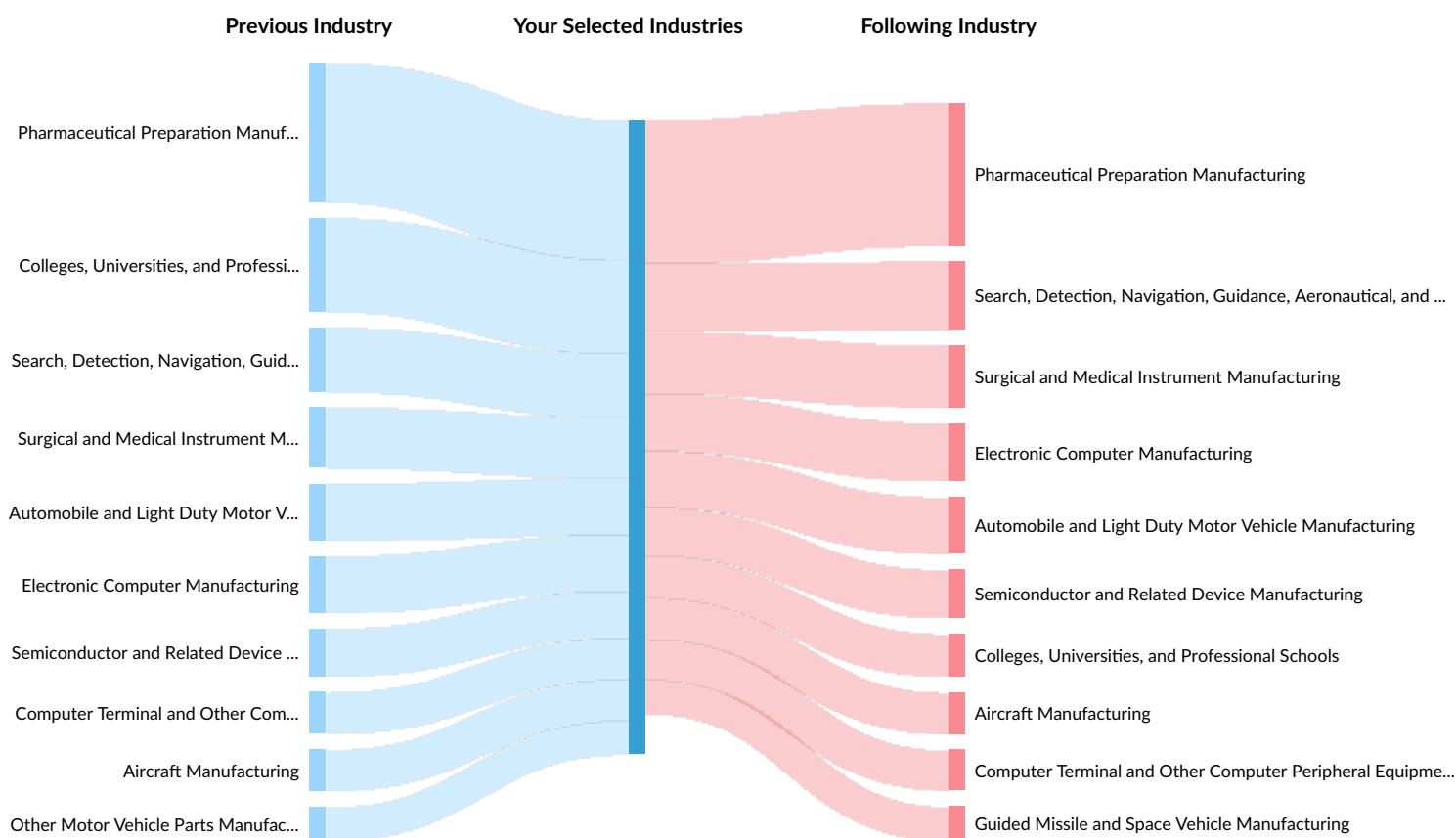
Top Companies		Unique Postings	Top Job Titles		Unique Postings
West Fraser Timber	48	<div></div>	Retail Merchandisers	24	<div></div>
The Coca-Cola Company	40	<div></div>	Millwrights	14	<div></div>
International Paper	34	<div></div>	Merchandisers	13	<div></div>
Plastipak	29	<div></div>	Developer Apprentices	12	<div></div>
Utlx Manufacturing	25	<div></div>	Forklift Operators	11	<div></div>

Industry Gain and Drain

The table below analyzes the profiles of current and past people in your selected industries. The left column shows job transitions from other industries to your selected industries. The right column shows job transitions from your selected industries to other industries.

Please note, results are only available at the national level and the 6-digit NAICS level. Also your selection has been limited to 100 industries.

The following represents the job transitions of employees in your selected industries in the United States:



Previous Industries	Transitions
Pharmaceutical Preparation Manufacturing	322,137
Colleges, Universities, and Professional Schools	215,269
Search, Detection, Navigation, Guidance, Aeronautical, and Nautical System and Instrument Manufacturing	147,391

Previous Industries	Transitions
Surgical and Medical Instrument Manufacturing	139,057
Automobile and Light Duty Motor Vehicle Manufacturing	130,139
Electronic Computer Manufacturing	129,889
Semiconductor and Related Device Manufacturing	109,455
Computer Terminal and Other Computer Peripheral Equipment Manufacturing	95,396
Aircraft Manufacturing	95,085
Other Motor Vehicle Parts Manufacturing	78,165
Guided Missile and Space Vehicle Manufacturing	71,583
Soft Drink Manufacturing	66,268
Analytical Laboratory Instrument Manufacturing	64,118
Petroleum Refineries	58,810
Surgical Appliance and Supplies Manufacturing	58,739
Medicinal and Botanical Manufacturing	57,416
Engineering Services	56,495
Aircraft Engine and Engine Parts Manufacturing	55,339
National Security	54,019
Biological Product (except Diagnostic) Manufacturing	52,875
Custom Computer Programming Services	51,395
All Other Miscellaneous Food Manufacturing	47,785
Software Publishers	46,552
All Other Professional, Scientific, and Technical Services	41,873
Footwear Manufacturing	40,755
Computer Systems Design Services	38,634
Commercial Printing (except Screen and Books)	38,383
Plastics Material and Resin Manufacturing	38,139

Previous Industries	Transitions
All Other Industrial Machinery Manufacturing	37,259
All Other Miscellaneous Manufacturing	37,130
Research and Development in the Physical, Engineering, and Life Sciences (except Nanotechnology and Biotechnology)	35,677
Commercial and Service Industry Machinery Manufacturing	34,403
Full-Service Restaurants	33,777
Paint and Coating Manufacturing	33,489
General Medical and Surgical Hospitals	32,989
Clothing and Clothing Accessories Retailers	32,761
All Other Plastics Product Manufacturing	32,034
Administrative Management and General Management Consulting Services	30,969
All Other Miscellaneous Retailers	30,932
Cut and Sew Apparel Manufacturing (except Contractors)	30,027
Employment Placement Agencies	30,007
Limited-Service Restaurants	29,647
Commercial Banking	29,277
Radio and Television Broadcasting and Wireless Communications Equipment Manufacturing	28,234
Other Computer Related Services	27,506
Other Communications Equipment Manufacturing	27,308
All Other Miscellaneous Electrical Equipment and Component Manufacturing	27,100
Soap and Other Detergent Manufacturing	26,899
Other Aircraft Parts and Auxiliary Equipment Manufacturing	26,644
Research and Development in Biotechnology (except Nanobiotechnology)	26,105
Other Electronic Component Manufacturing	25,277

Previous Industries	Transitions
Wholesale Trade Agents and Brokers	25,162
Offices of Physicians (except Mental Health Specialists)	23,332
All Other Miscellaneous Chemical Product and Preparation Manufacturing	23,191
Department Stores	23,021
All Other Basic Organic Chemical Manufacturing	22,986
Relay and Industrial Control Manufacturing	22,967
Medical, Dental, and Hospital Equipment and Supplies Merchant Wholesalers	22,194
Farm Machinery and Equipment Manufacturing	21,884
Corrugated and Solid Fiber Box Manufacturing	21,412
Construction Machinery Manufacturing	21,055
Elementary and Secondary Schools	20,986
Supermarkets and Other Grocery Retailers (except Convenience Retailers)	20,783
Computing Infrastructure Providers, Data Processing, Web Hosting, and Related Services	19,993
Drugs and Druggists' Sundries Merchant Wholesalers	19,244
Offices of Certified Public Accountants	19,230
Breweries	19,025
Insurance Agencies and Brokerages	18,063
Apparel Accessories and Other Apparel Manufacturing	17,700
Wireless Telecommunications Carriers (except Satellite)	17,464
Electronics and Appliance Retailers	17,231
Abrasive Product Manufacturing	16,937
Other Engine Equipment Manufacturing	16,821
Other Measuring and Controlling Device Manufacturing	16,760
Offices of Real Estate Agents and Brokers	16,379

Previous Industries	Transitions
Instruments and Related Products Manufacturing for Measuring, Displaying, and Controlling Industrial Process Variables	16,198
Motor Vehicle Electrical and Electronic Equipment Manufacturing	16,186
Office Administrative Services	16,097
Offices of Lawyers	15,021
Hotels (except Casino Hotels) and Motels	15,010
Air-Conditioning and Warm Air Heating Equipment and Commercial and Industrial Refrigeration Equipment Manufacturing	14,811
Plumbing, Heating, and Air-Conditioning Contractors	14,774
Rubber and Plastics Hoses and Belting Manufacturing	14,735
Other Miscellaneous Durable Goods Merchant Wholesalers	14,688
Electromedical and Electrotherapeutic Apparatus Manufacturing	14,658
Marketing Consulting Services	14,603
Temporary Help Services	14,425
Commercial and Institutional Building Construction	14,418
Toilet Preparation Manufacturing	14,324
Printed Circuit Assembly (Electronic Assembly) Manufacturing	14,315
Other Management Consulting Services	14,161
Machine Shops	14,100
Oil and Gas Field Machinery and Equipment Manufacturing	13,967
Electrical Contractors and Other Wiring Installation Contractors	13,839
Power-Driven Handtool Manufacturing	13,684
All Other Miscellaneous Fabricated Metal Product Manufacturing	13,556
Major Household Appliance Manufacturing	13,513

Previous Industries	Transitions
Offices of Other Holding Companies	13,396
Industrial Machinery and Equipment Merchant Wholesalers	13,269
Computer Storage Device Manufacturing	13,223
Following Industries	Transitions
Pharmaceutical Preparation Manufacturing	329,462
Search, Detection, Navigation, Guidance, Aeronautical, and Nautical System and Instrument Manufacturing	156,672
Surgical and Medical Instrument Manufacturing	142,304
Electronic Computer Manufacturing	133,079
Automobile and Light Duty Motor Vehicle Manufacturing	130,639
Semiconductor and Related Device Manufacturing	110,755
Colleges, Universities, and Professional Schools	97,764
Aircraft Manufacturing	95,813
Computer Terminal and Other Computer Peripheral Equipment Manufacturing	93,104
Guided Missile and Space Vehicle Manufacturing	79,415
Other Motor Vehicle Parts Manufacturing	77,593
Analytical Laboratory Instrument Manufacturing	66,154
Soft Drink Manufacturing	64,118
Software Publishers	60,970
Engineering Services	60,318
Medicinal and Botanical Manufacturing	58,149
Petroleum Refineries	57,971
Surgical Appliance and Supplies Manufacturing	57,962
Custom Computer Programming Services	57,744
Biological Product (except Diagnostic) Manufacturing	51,684

Following Industries	Transitions
Aircraft Engine and Engine Parts Manufacturing	47,610
All Other Miscellaneous Food Manufacturing	46,380
All Other Professional, Scientific, and Technical Services	44,413
All Other Miscellaneous Retailers	44,067
Computer Systems Design Services	42,677
Footwear Manufacturing	40,295
All Other Industrial Machinery Manufacturing	37,986
Research and Development in the Physical, Engineering, and Life Sciences (except Nanotechnology and Biotechnology)	37,671
Commercial Printing (except Screen and Books)	37,554
All Other Miscellaneous Manufacturing	36,752
Plastics Material and Resin Manufacturing	35,699
Administrative Management and General Management Consulting Services	34,961
Commercial and Service Industry Machinery Manufacturing	33,470
Paint and Coating Manufacturing	32,435
Research and Development in Biotechnology (except Nanobiotechnology)	31,985
Other Computer Related Services	31,845
All Other Plastics Product Manufacturing	31,442
Computing Infrastructure Providers, Data Processing, Web Hosting, and Related Services	31,365
Commercial Banking	30,916
Cut and Sew Apparel Manufacturing (except Contractors)	28,622
Other Communications Equipment Manufacturing	28,304
Radio and Television Broadcasting and Wireless Communications Equipment Manufacturing	27,126
All Other Miscellaneous Electrical Equipment and Component Manufacturing	27,032

Following Industries	Transitions
General Medical and Surgical Hospitals	26,884
Wholesale Trade Agents and Brokers	26,775
Soap and Other Detergent Manufacturing	26,743
Other Aircraft Parts and Auxiliary Equipment Manufacturing	24,772
Other Electronic Component Manufacturing	24,383
All Other Basic Organic Chemical Manufacturing	23,850
Office Administrative Services	23,740
All Other Miscellaneous Chemical Product and Preparation Manufacturing	23,628
Medical, Dental, and Hospital Equipment and Supplies Merchant Wholesalers	23,085
Web Search Portals and All Other Information Services	22,756
Full-Service Restaurants	22,683
Relay and Industrial Control Manufacturing	22,578
Clothing and Clothing Accessories Retailers	22,435
Employment Placement Agencies	21,650
Farm Machinery and Equipment Manufacturing	21,550
Offices of Real Estate Agents and Brokers	21,118
Insurance Agencies and Brokerages	20,486
Construction Machinery Manufacturing	20,382
Corrugated and Solid Fiber Box Manufacturing	20,037
Elementary and Secondary Schools	20,025
Offices of Physicians (except Mental Health Specialists)	19,732
National Security	18,401
Breweries	18,276
Apparel Accessories and Other Apparel Manufacturing	17,766
Limited-Service Restaurants	17,032

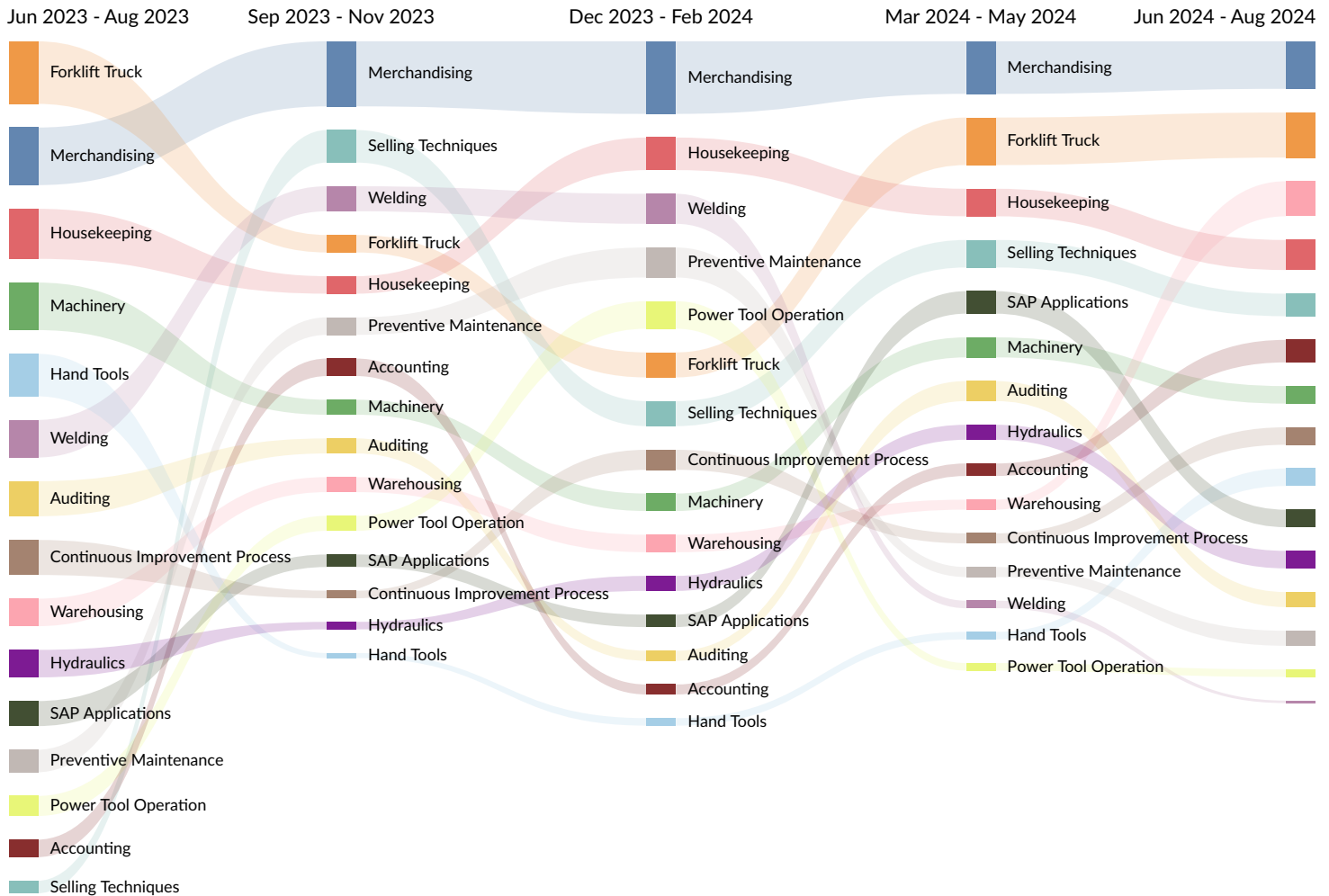
Following Industries	Transitions
Other Measuring and Controlling Device Manufacturing	16,825
Instruments and Related Products Manufacturing for Measuring, Displaying, and Controlling Industrial Process Variables	16,557
Abrasive Product Manufacturing	16,341
Other Engine Equipment Manufacturing	16,232
Motor Vehicle Electrical and Electronic Equipment Manufacturing	16,001
Air-Conditioning and Warm Air Heating Equipment and Commercial and Industrial Refrigeration Equipment Manufacturing	15,746
Offices of Certified Public Accountants	15,697
Drugs and Druggists' Sundries Merchant Wholesalers	15,202
Electromedical and Electrotherapeutic Apparatus Manufacturing	15,025
Other Management Consulting Services	14,782
Plumbing, Heating, and Air-Conditioning Contractors	14,732
Electrical Contractors and Other Wiring Installation Contractors	14,599
Power-Driven Handtool Manufacturing	14,598
Industrial Machinery and Equipment Merchant Wholesalers	14,500
Toilet Preparation Manufacturing	14,352
Rubber and Plastics Hoses and Belting Manufacturing	14,113
Commercial and Institutional Building Construction	14,061
Printed Circuit Assembly (Electronic Assembly) Manufacturing	13,907
Other Scientific and Technical Consulting Services	13,819
Marketing Consulting Services	13,650
All Other Miscellaneous Fabricated Metal Product Manufacturing	13,548
Oil and Gas Field Machinery and Equipment Manufacturing	13,403

Following Industries	Transitions
Offices of Other Holding Companies	13,375
Other Basic Inorganic Chemical Manufacturing	13,195
Machine Shops	13,181
Major Household Appliance Manufacturing	13,123
Other Miscellaneous Durable Goods Merchant Wholesalers	12,793
Audio and Video Equipment Manufacturing	12,676
Chocolate and Confectionery Manufacturing from Cacao Beans	12,604
Computer Storage Device Manufacturing	12,222
All Other Miscellaneous General Purpose Machinery Manufacturing	12,188
Offices of Lawyers	12,179

What skills are they posting for?

Top 15 Skills for All Job Types by Quarter

Skills help us understand the direction an industry is headed.



Gross Regional Product (GRP)

\$777.2M

Earnings (2023)

\$928.4M

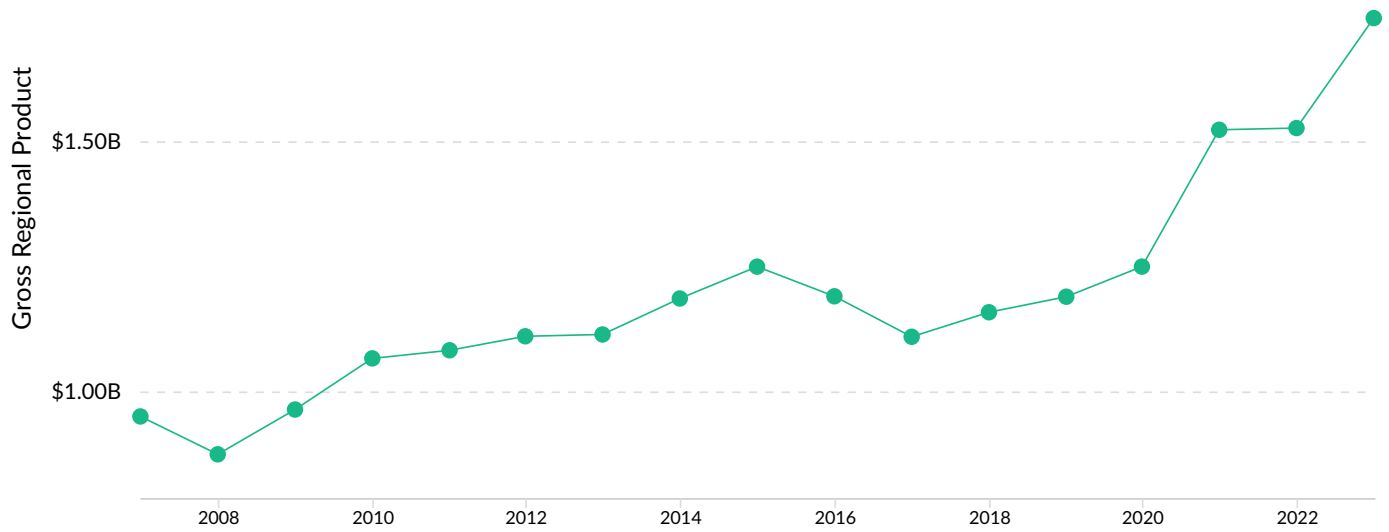
Property Income
(2023)

\$40.7M

Taxes (2023)

\$1.7B

Total GRP (2023)



Industry Requirements

Purchases from	In-region Purchases	Imported Purchases	Total Purchases
Animal Production	\$21,219,212	\$140,209,959	\$161,429,171
Sawmills	\$88,349,621	\$59,427,915	\$147,777,536
Logging	\$103,614,683	\$26,304,427	\$129,919,110
Crude Petroleum Extraction	\$117,621,986	\$10,361,071	\$127,983,058
Petroleum Refineries	\$6,835,058	\$77,905,117	\$84,740,175