

Manufacturing in Louisiana Central Region



Contents

What is Lightcast Data?	1.....
Report Parameters	2.....
Workforce Map	3.....
Executive Summary	4.....
Embedded Talent	5.....
Demographic Details	7.....
Demand	9.....
What skills are they posting for?	20.....

What is Lightcast Data?

Lightcast data is a hybrid dataset derived from official government sources such as the US Census Bureau, Bureau of Economic Analysis, and Bureau of Labor Statistics. Leveraging the unique strengths of each source, our data modeling team creates an authoritative dataset that captures more than 99% of all workers in the United States. This core offering is then enriched with data from online social profiles, resumés, and job postings to give you a complete view of the workforce.

Lightcast data is frequently cited in major publications such as *The Atlantic*, *Forbes*, *Harvard Business Review*, *The New York Times*, *The Wall Street Journal*, and *USA Today*.



Report Parameters

1 Industry

31 Manufacturing

10 Counties

22003 Allen Parish, LA

22009 Avoyelles Parish, LA

22025 Catahoula Parish, LA

22029 Concordia Parish, LA

22043 Grant Parish, LA

22059 La Salle Parish, LA

22069 Natchitoches Parish, LA

22079 Rapides Parish, LA

22115 Vernon Parish, LA

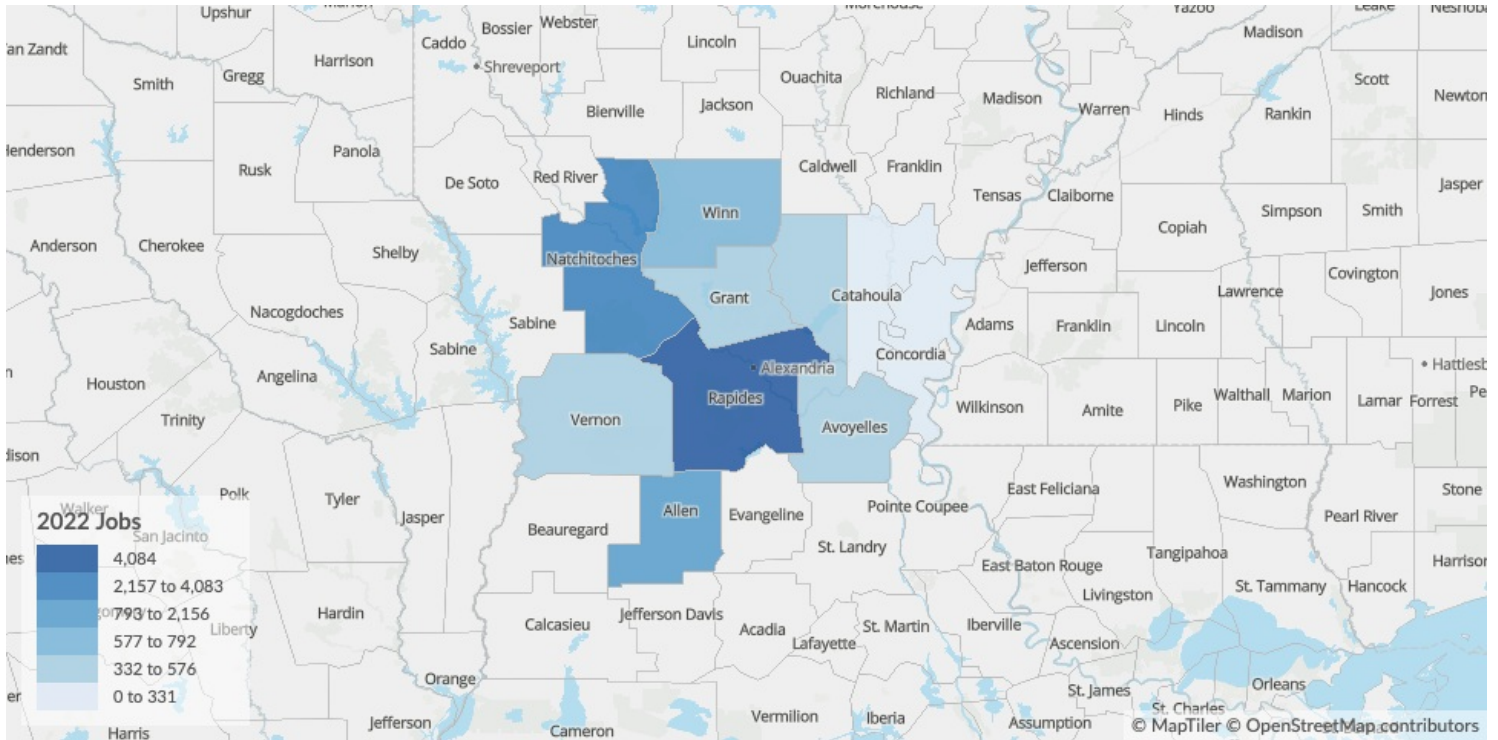
22127 Winn Parish, LA

Class of Worker

QCEW Employees, Non-QCEW Employees, and Self-Employed

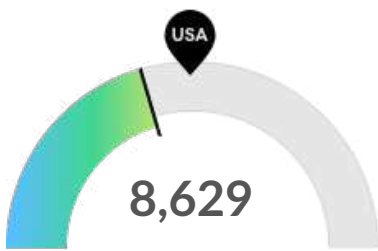
The information in this report pertains to the chosen industry and geographical areas.

Workforce Map



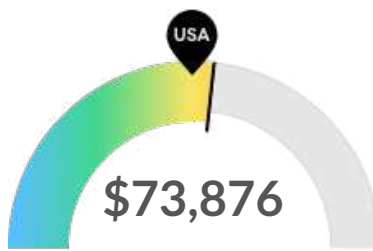
Executive Summary

Light Job Posting Demand Over a Thin Supply of Regional Jobs



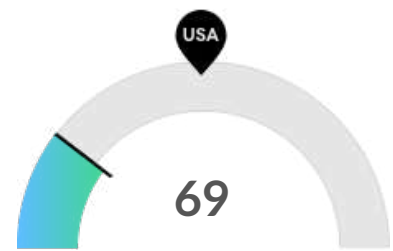
Embedded Talent

Your area is not a hotspot for this kind of job. The national average for an area this size is 11,344* employees, while there are 8,629 here.



Earnings Per Job

Earnings per job are below the national average. The national average salary for Manufacturing in an area this size is \$96,883, while in your area it is \$73,876. Earnings per jobs is the total industry earnings divided by the number of jobs in the industry.



Job Posting Demand

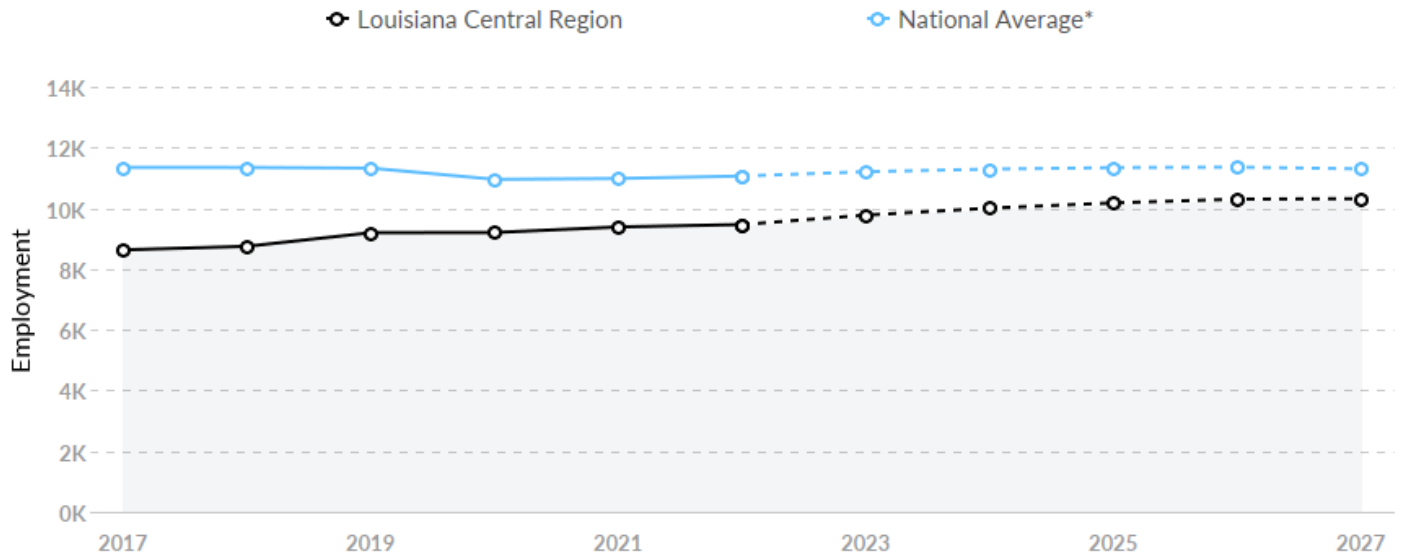
Job posting activity is low in your area. The national average for an area this size is 205* job postings/mo, while there are 69 here.

*National average values are derived by taking the national value for Manufacturing and scaling it down to account for the difference in overall workforce size between the nation and your area. In other words, the values represent the national average adjusted for region size.

Embedded Talent

Regional Employment Is Lower Than the National Average

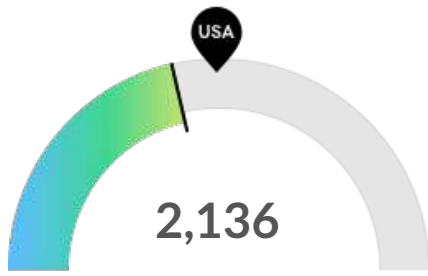
An average area of this size typically has 11,344* jobs, while there are 8,629 here. This lower than average supply of jobs may make it more difficult for workers in this field to find employment in your area.



Region	2017 Jobs	2027 Jobs	Change	% Change
● Louisiana Central Region	8,629	10,315	1,686	19.5%
● National Average	11,344	11,297	-48	-0.4%

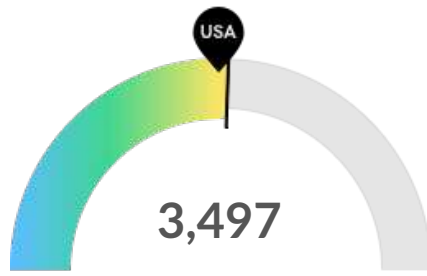
*National average values are derived by taking the national value for Manufacturing and scaling it down to account for the difference in overall workforce size between the nation and your area. In other words, the values represent the national average adjusted for region size.

Retirement Risk Is Low, While Overall Diversity Is Low



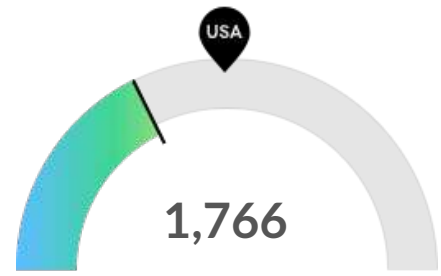
Retiring Soon

Retirement risk is low in your area. The national average for an area this size is 2,650* employees 55 or older, while there are 2,136 here.



Racial Diversity

Racial diversity is about average in your area. The national average for an area this size is 3,378* racially diverse employees, while there are 3,497 here.



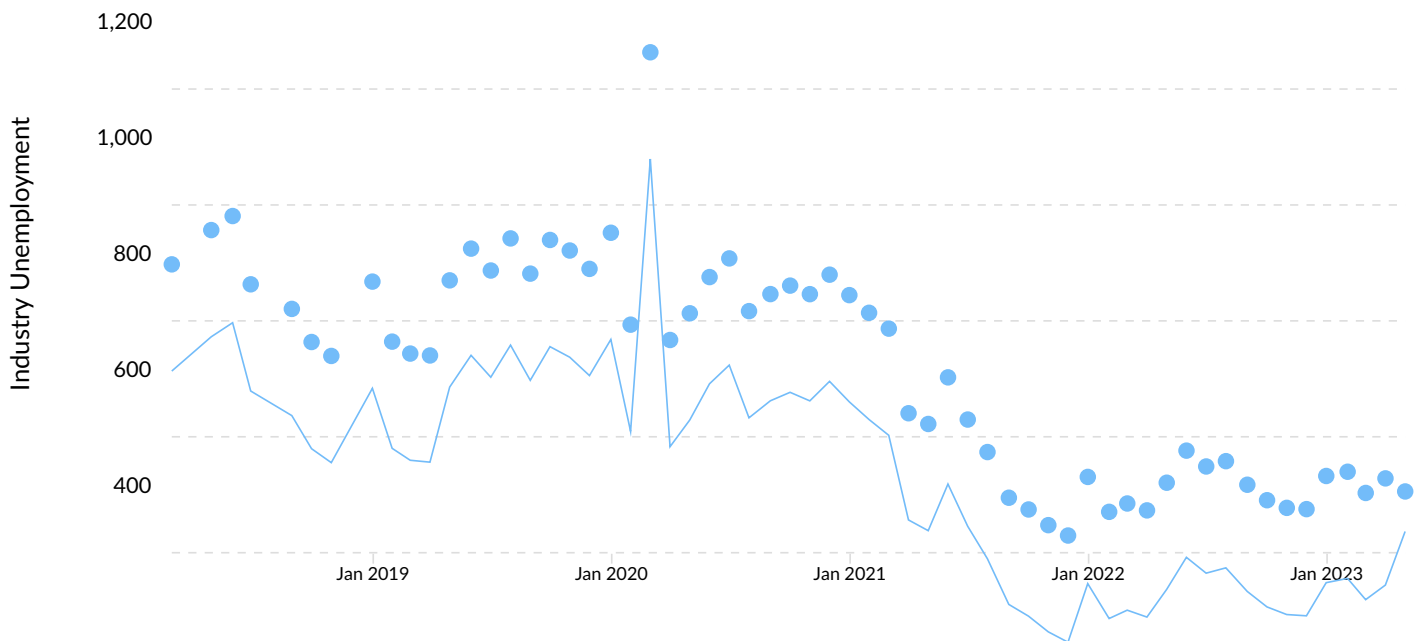
Gender Diversity

Gender diversity is low in your area. The national average for an area this size is 2,808* female employees, while there are 1,766 here.

*National average values are derived by taking the national value for Manufacturing and scaling it down to account for the difference in overall workforce size between the nation and your area. In other words, the values represent the national average adjusted for region size.

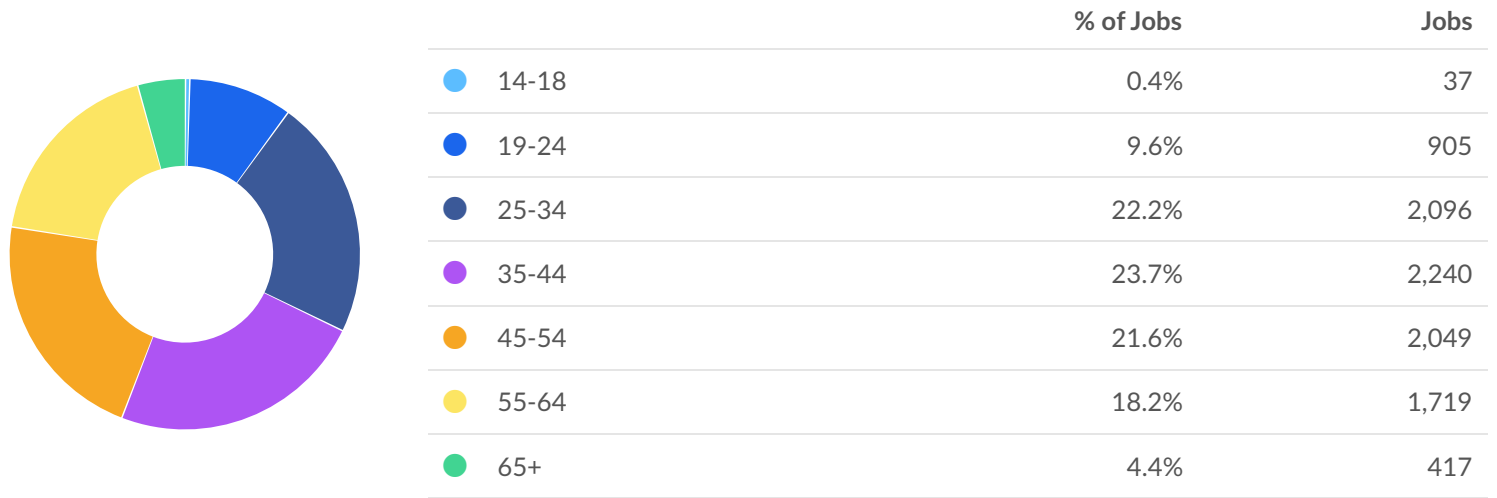
Unemployment Rate Trends

Unemployment shown at the 2-digit sector level.

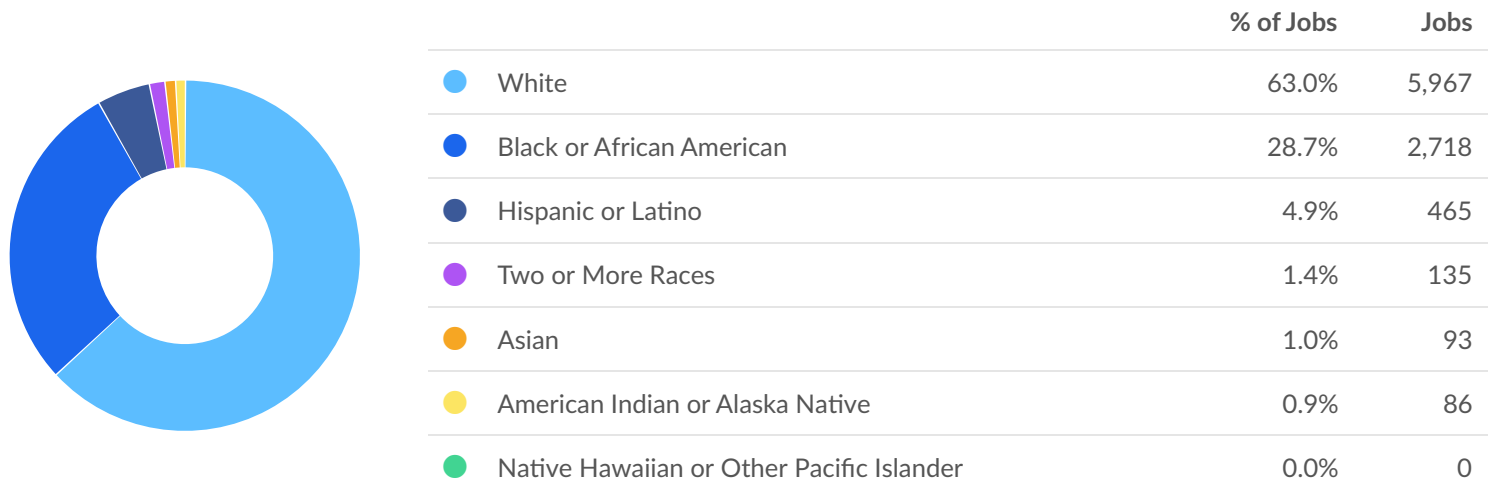


Demographic Details

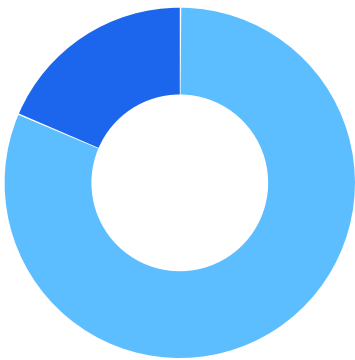
Industry Age Breakdown



Industry Race/Ethnicity Breakdown

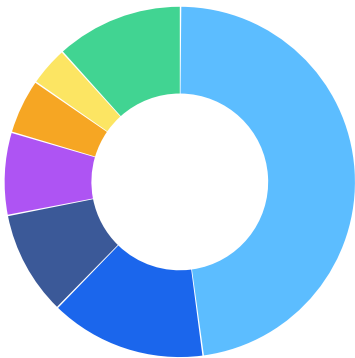


Industry Gender Breakdown



	% of Jobs	Jobs
● Males	81.3%	7,698
● Females	18.7%	1,766

Most Jobs are Found in the Production Occupations Industry Sector



Occupation	% of Industry in Occupation (2022)
● Production Occupations	47.8%
● Transportation and Material Moving Occupations	14.4%
● Installation, Maintenance, and Repair Occupations	9.6%
● Office and Administrative Support Occupations	7.6%
● Management Occupations	5.1%
● Construction and Extraction Occupations	3.7%
● Other	11.8%

Demand



829 Unique Job Postings

The number of unique postings for this job over the last 12 months.



105 Employers Competing

All employers in the region who posted for this job over the last 12 months.



28 Day Median Duration

Posting duration is 1 day shorter than what's typical in the region.

Top Companies	Unique Postings
West Fraser Timber	100
Plastipak	48
International Paper	40
Koch-Glitsch	40
The Coca-Cola Company	35

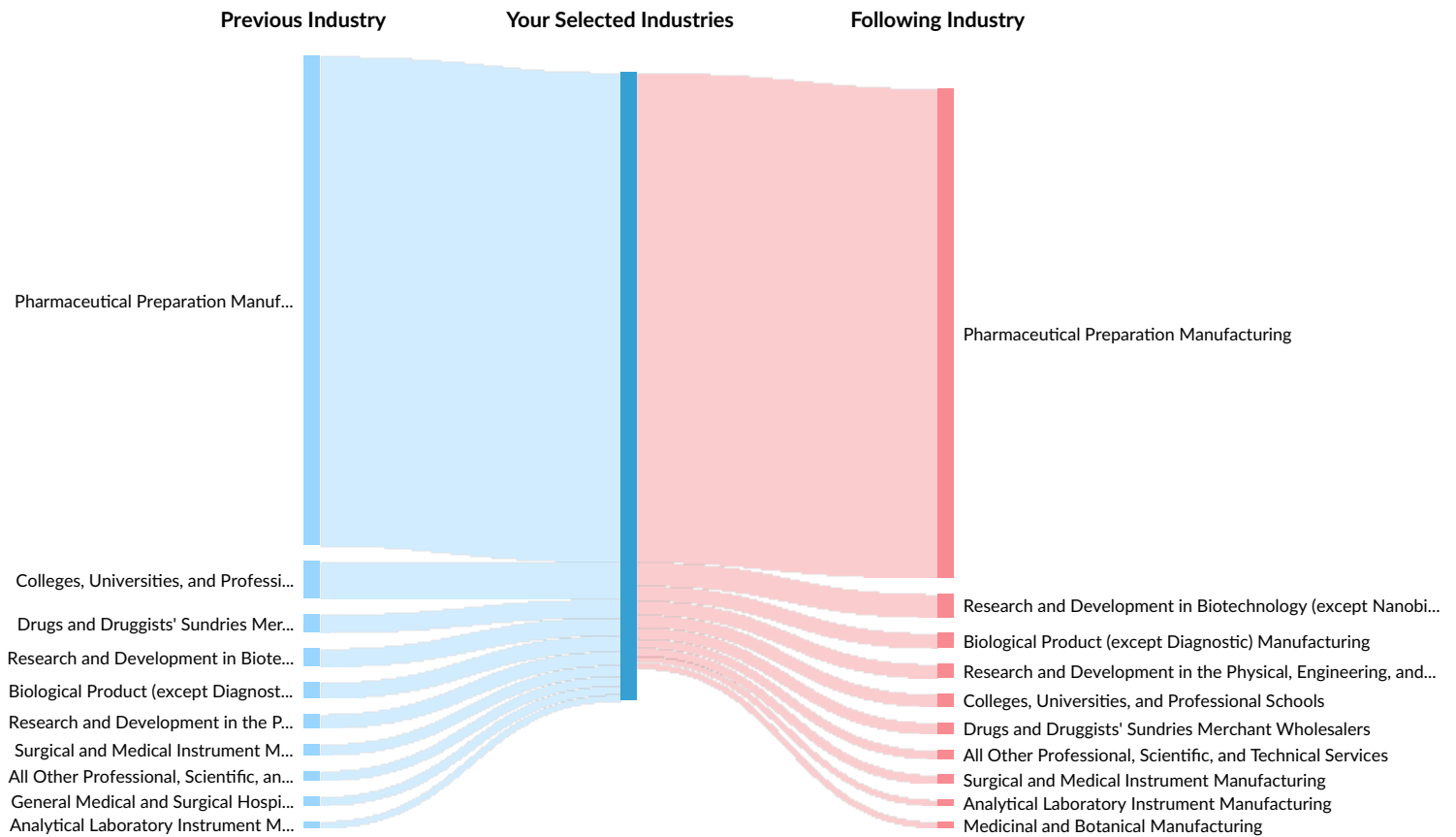
Top Job Titles	Unique Postings
Forklift Operators	30
Maintenance Technicians	22
Merchandisers	21
Developer Apprentices	18
Delivery Drivers	14

Industry Gain and Drain

The table below analyzes the profiles of current and past people in your selected industries. The left column shows job transitions from other industries to your selected industries. The right column shows job transitions from your selected industries to other industries.

Please note, results are only available at the national level and the 6-digit NAICS level. Also your selection has been limited to 100 industries.

The following represents the job transitions of employees in your selected industries in the United States:



Previous Industries	Transitions
Pharmaceutical Preparation Manufacturing	236,877
Colleges, Universities, and Professional Schools	17,858
Drugs and Druggists' Sundries Merchant Wholesalers	8,771

Previous Industries	Transitions
Research and Development in Biotechnology (except Nanobiotechnology)	8,707
Biological Product (except Diagnostic) Manufacturing	7,637
Research and Development in the Physical, Engineering, and Life Sciences (except Nanotechnology and Biotechnology)	6,760
Surgical and Medical Instrument Manufacturing	5,248
All Other Professional, Scientific, and Technical Services	4,654
General Medical and Surgical Hospitals	4,300
Analytical Laboratory Instrument Manufacturing	3,188
Offices of Physicians (except Mental Health Specialists)	2,665
Wholesale Trade Agents and Brokers	2,248
Administrative Management and General Management Consulting Services	2,023
Medicinal and Botanical Manufacturing	1,997
Medical, Dental, and Hospital Equipment and Supplies Merchant Wholesalers	1,842
Custom Computer Programming Services	1,531
Surgical Appliance and Supplies Manufacturing	1,426
Computer Systems Design Services	1,380
Other Scientific and Technical Consulting Services	1,314
Offices of Certified Public Accountants	1,232
Offices of Other Holding Companies	1,195
Software Publishers	1,194
Commercial Banking	1,135
Employment Placement Agencies	1,135
Offices of Lawyers	1,107
Engineering Services	1,079
Full-Service Restaurants	1,002

Previous Industries	Transitions
Department Stores	945
Insurance Agencies and Brokerages	917
National Security	873
Other Computer Related Services	872
Limited-Service Restaurants	756
Temporary Help Services	719
Elementary and Secondary Schools	661
Marketing Consulting Services	653
Computing Infrastructure Providers, Data Processing, Web Hosting, and Related Services	570
Electronic Shopping and Mail-Order Houses	537
Offices of Real Estate Agents and Brokers	532
Electromedical and Electrotherapeutic Apparatus Manufacturing	488
Wireless Telecommunications Carriers (except Satellite)	474
Supermarkets and Other Grocery Retailers (except Convenience Retailers)	461
Other Miscellaneous Durable Goods Merchant Wholesalers	400
Electronic Computer Manufacturing	387
Computer Terminal and Other Computer Peripheral Equipment Manufacturing	383
Hotels (except Casino Hotels) and Motels	370
Soft Drink Manufacturing	359
Electronics Stores	350
All Other Basic Organic Chemical Manufacturing	349
Search, Detection, Navigation, Guidance, Aeronautical, and Nautical System and Instrument Manufacturing	341
Soap and Other Detergent Manufacturing	338

Previous Industries	Transitions
Automobile Manufacturing	305
Plastics Material and Resin Manufacturing	283
All Other Miscellaneous Chemical Product and Preparation Manufacturing	280
All Other Miscellaneous Food Manufacturing	278
Commercial and Institutional Building Construction	268
Bottled Water Manufacturing	262
Abrasive Product Manufacturing	260
Semiconductor and Related Device Manufacturing	241
All Other Plastics Product Manufacturing	237
Mineral Wool Manufacturing	233
Industrial Machinery and Equipment Merchant Wholesalers	216
Photographic and Photocopying Equipment Manufacturing	212
All Other Miscellaneous Manufacturing	209
Other Measuring and Controlling Device Manufacturing	200
Toilet Preparation Manufacturing	195
Plumbing, Heating, and Air-Conditioning Contractors	192
Paint and Coating Manufacturing	175
Turbine and Turbine Generator Set Units Manufacturing	168
Aircraft Manufacturing	167
Petroleum Refineries	154
Commercial Printing (except Screen and Books)	152
Aircraft Engine and Engine Parts Manufacturing	129
Instruments and Related Products Manufacturing for Measuring, Displaying, and Controlling Industrial Process Variables	109
All Other Miscellaneous Electrical Equipment and Component Manufacturing	103

Previous Industries	Transitions
Industrial Truck, Tractor, Trailer, and Stacker Machinery Manufacturing	102
Guided Missile and Space Vehicle Manufacturing	100
Apparel Accessories and Other Apparel Manufacturing	100
Other Commercial and Service Industry Machinery Manufacturing	100
Men's and Boys' Cut and Sew Apparel Manufacturing	98
Other Motor Vehicle Parts Manufacturing	96
Oil and Gas Field Machinery and Equipment Manufacturing	94
Radio and Television Broadcasting and Wireless Communications Equipment Manufacturing	90
Breweries	90
Relay and Industrial Control Manufacturing	88
Printed Circuit Assembly (Electronic Assembly) Manufacturing	88
Construction Machinery Manufacturing	87
Corrugated and Solid Fiber Box Manufacturing	87
Footwear Manufacturing	75
Other Aircraft Parts and Auxiliary Equipment Manufacturing	75
Other Electronic Component Manufacturing	72
Audio and Video Equipment Manufacturing	72
Other Engine Equipment Manufacturing	72
Other Communications Equipment Manufacturing	65
Machine Tool Manufacturing	62
Computer Storage Device Manufacturing	42
Air-Conditioning and Warm Air Heating Equipment and Commercial and Industrial Refrigeration Equipment Manufacturing	40
Machine Shops	39

Previous Industries	Transitions
Wineries	38
Farm Machinery and Equipment Manufacturing	37
Motor Vehicle Electrical and Electronic Equipment Manufacturing	34
Following Industries	Transitions
Pharmaceutical Preparation Manufacturing	236,877
Research and Development in Biotechnology (except Nanobiotechnology)	11,317
Biological Product (except Diagnostic) Manufacturing	7,228
Research and Development in the Physical, Engineering, and Life Sciences (except Nanotechnology and Biotechnology)	6,780
Colleges, Universities, and Professional Schools	6,109
Drugs and Druggists' Sundries Merchant Wholesalers	5,509
All Other Professional, Scientific, and Technical Services	4,309
Surgical and Medical Instrument Manufacturing	4,274
Analytical Laboratory Instrument Manufacturing	2,984
Medicinal and Botanical Manufacturing	2,975
Wholesale Trade Agents and Brokers	2,416
General Medical and Surgical Hospitals	2,112
Medical, Dental, and Hospital Equipment and Supplies Merchant Wholesalers	1,911
Offices of Physicians (except Mental Health Specialists)	1,708
Administrative Management and General Management Consulting Services	1,542
Software Publishers	1,369
Custom Computer Programming Services	1,333
Offices of Other Holding Companies	1,171
Surgical Appliance and Supplies Manufacturing	1,145

Following Industries	Transitions
Other Scientific and Technical Consulting Services	1,128
Engineering Services	977
Computer Systems Design Services	956
Commercial Banking	928
Other Computer Related Services	869
Insurance Agencies and Brokerages	684
Limited-Service Restaurants	640
Offices of Certified Public Accountants	631
Offices of Real Estate Agents and Brokers	628
Electronic Shopping and Mail-Order Houses	591
Full-Service Restaurants	581
Marketing Consulting Services	576
Computing Infrastructure Providers, Data Processing, Web Hosting, and Related Services	543
Employment Placement Agencies	513
Elementary and Secondary Schools	487
Electromedical and Electrotherapeutic Apparatus Manufacturing	477
All Other Information Services	452
Temporary Help Services	435
Department Stores	426
Search, Detection, Navigation, Guidance, Aeronautical, and Nautical System and Instrument Manufacturing	331
National Security	317
Semiconductor and Related Device Manufacturing	312
Photographic and Photocopying Equipment Manufacturing	311
Electronic Computer Manufacturing	301

Following Industries	Transitions
Wireless Telecommunications Carriers (except Satellite)	297
All Other Miscellaneous Chemical Product and Preparation Manufacturing	282
Bottled Water Manufacturing	275
Computer Terminal and Other Computer Peripheral Equipment Manufacturing	273
Other Miscellaneous Durable Goods Merchant Wholesalers	270
Automobile Manufacturing	264
All Other Basic Organic Chemical Manufacturing	246
Soap and Other Detergent Manufacturing	246
Other Measuring and Controlling Device Manufacturing	227
Commercial and Institutional Building Construction	204
All Other Miscellaneous Food Manufacturing	197
Other Basic Inorganic Chemical Manufacturing	195
Soft Drink Manufacturing	194
Toilet Preparation Manufacturing	184
Mineral Wool Manufacturing	180
Plastics Material and Resin Manufacturing	174
All Other Miscellaneous Manufacturing	167
Plumbing, Heating, and Air-Conditioning Contractors	166
Paint and Coating Manufacturing	164
Industrial Machinery and Equipment Merchant Wholesalers	146
All Other Plastics Product Manufacturing	136
Aircraft Manufacturing	130
Electrical Contractors and Other Wiring Installation Contractors	116
Apparel Accessories and Other Apparel Manufacturing	109

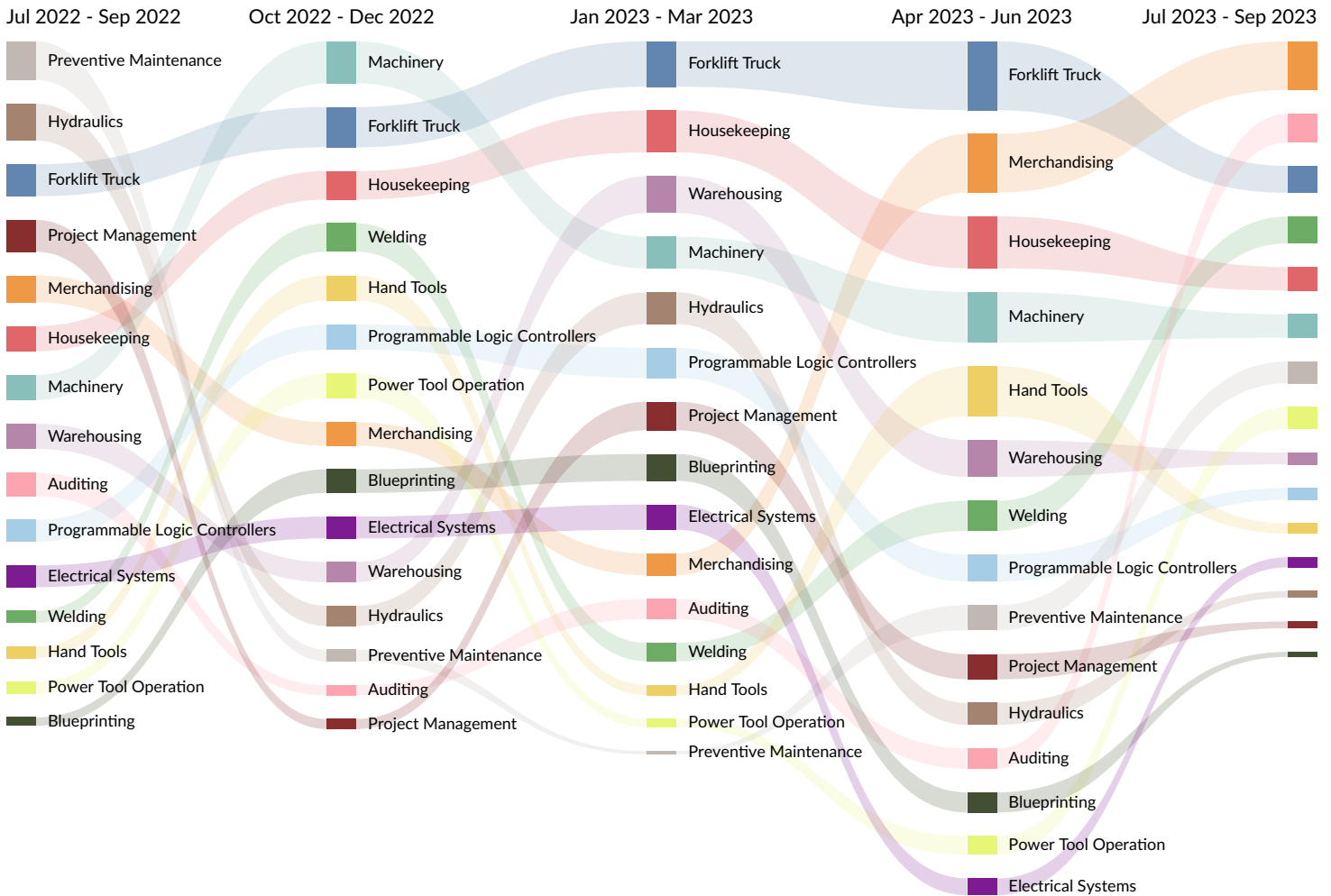
Following Industries	Transitions
Guided Missile and Space Vehicle Manufacturing	98
Petroleum Refineries	95
Printed Circuit Assembly (Electronic Assembly) Manufacturing	92
Aircraft Engine and Engine Parts Manufacturing	90
Other Communications Equipment Manufacturing	85
Instruments and Related Products Manufacturing for Measuring, Displaying, and Controlling Industrial Process Variables	76
Commercial Printing (except Screen and Books)	74
Industrial Truck, Tractor, Trailer, and Stacker Machinery Manufacturing	72
All Other Miscellaneous Electrical Equipment and Component Manufacturing	70
Oil and Gas Field Machinery and Equipment Manufacturing	70
Abrasive Product Manufacturing	69
Other Electronic Component Manufacturing	66
Turbine and Turbine Generator Set Units Manufacturing	64
Relay and Industrial Control Manufacturing	61
Other Motor Vehicle Parts Manufacturing	60
Construction Machinery Manufacturing	58
Footwear Manufacturing	57
Corrugated and Solid Fiber Box Manufacturing	53
Breweries	52
Radio and Television Broadcasting and Wireless Communications Equipment Manufacturing	51
Other Engine Equipment Manufacturing	49
Other Commercial and Service Industry Machinery Manufacturing	49
Computer Storage Device Manufacturing	47

Following Industries	Transitions
Other Aircraft Parts and Auxiliary Equipment Manufacturing	41
Audio and Video Equipment Manufacturing	39
Men's and Boys' Cut and Sew Apparel Manufacturing	38
Sporting and Athletic Goods Manufacturing	33
Wineries	28
Machine Tool Manufacturing	28
Air-Conditioning and Warm Air Heating Equipment and Commercial and Industrial Refrigeration Equipment Manufacturing	27
Motor Vehicle Transmission and Power Train Parts Manufacturing	25
Farm Machinery and Equipment Manufacturing	23
Machine Shops	23

What skills are they posting for?

Top 15 Skills for All Job Types by Quarter

Skills help us understand the direction an industry is headed.



Gross Regional Product (GRP)

\$710.8M

Earnings (2022)

\$956.5M

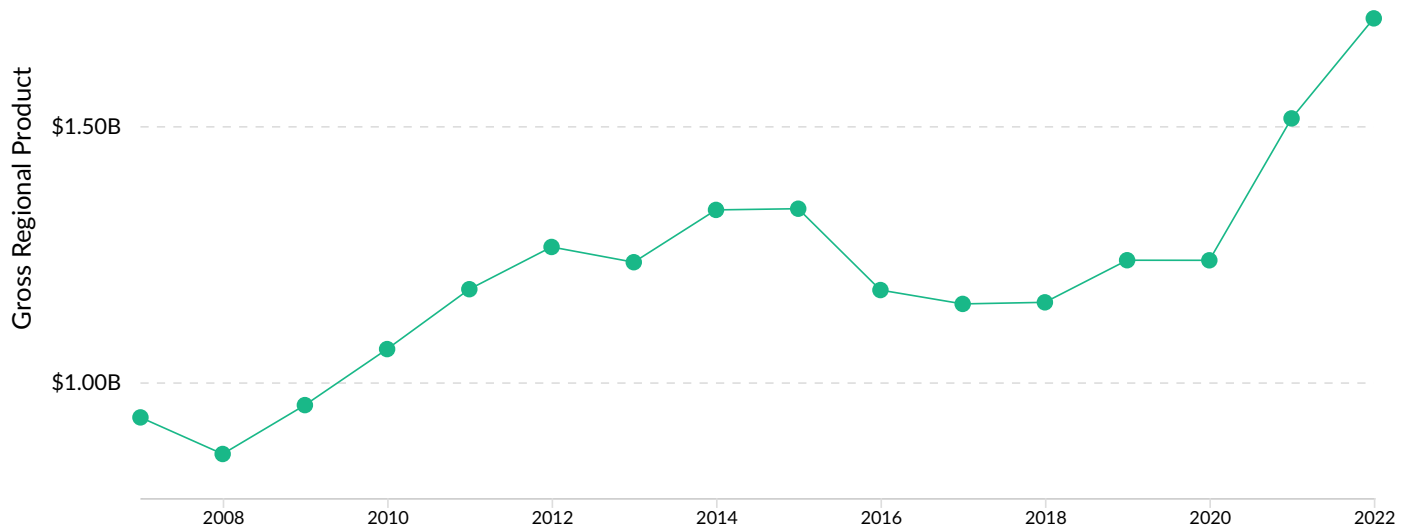
Property Income (2022)

\$42.9M

Taxes (2022)

\$1.7B

Total GRP (2022)



Industry Requirements

Purchases from	In-region Purchases	Imported Purchases	Total Purchases
Logging	\$102,483,028	\$28,177,857	\$130,660,886
Sawmills	\$57,506,939	\$67,398,570	\$124,905,509
Crude Petroleum Extraction	\$104,912,953	\$1,867,949	\$106,780,902
Petroleum Refineries	\$7,571,433	\$82,145,574	\$89,717,006
Corporate, Subsidiary, and Regional Managing Offices	\$14,632,495	\$57,352,030	\$71,984,525